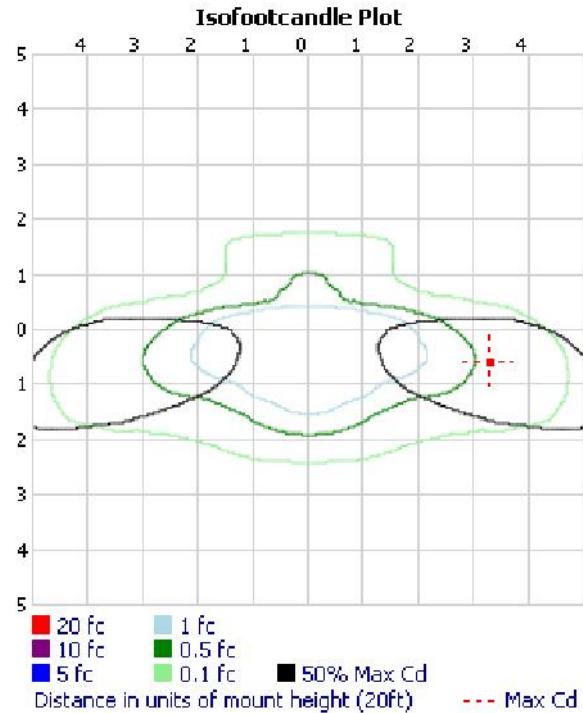
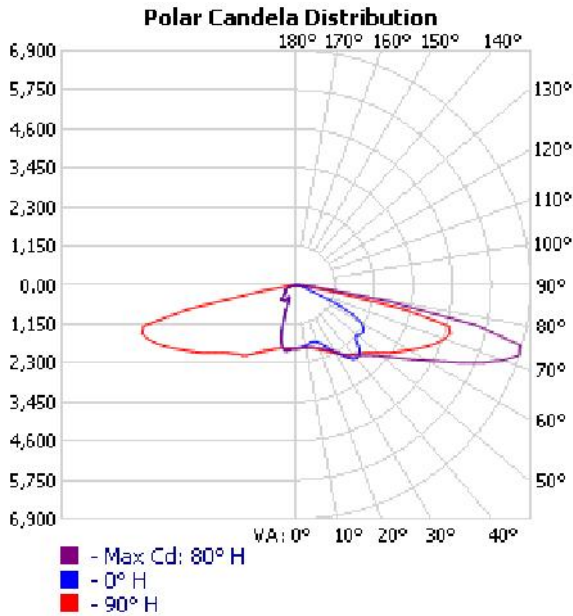


OUTDOOR PHOTOMETRIC REPORT

CATALOG: ATB0 20BLEDE13 XXXXX R2

TEST #: 502130P35
 TEST LAB: SCALED PHOTOMETRY
 TEST DATE: 11/2/2015
 CATALOG: ATB0 20BLEDE13 XXXXX R2
 DESCRIPTION: ATB0 SERIES 88W LED 1300MA TYPE 2 4000K CCT
 SERIES: AUTOBAHN ATB0
 LAMP CATALOG: LED
 LAMP: LED ARRAY
 LAMP OUTPUT: TOTAL LUMINAIRE LUMENS: 8990, **ABSOLUTE PHOTOMETRY ***
 BALLAST / DRIVER: LED DRIVER, LED DRIVER
 INPUT WATTAGE: 88
 LUMINOUS OPENING: RECTANGLE W/LUMINOUS SIDES (L: 5.4", W: 9.6", H: 0.36")
 MAX CD: 6,885.1 AT HORIZONTAL: 80°, VERTICAL: 72.5°
 ROADWAY CLASS: MEDIUM, TYPE II



*TEST BASED ON ABSOLUTE PHOTOMETRY WHERE LAMP LUMENS=LUMENS TOTAL.
 *CUTOFF CLASSIFICATION AND EFFICIENCY CANNOT BE PROPERLY CALCULATED FOR ABSOLUTE PHOTOMETRY.

VISUAL PHOTOMETRIC TOOL 1.2.46 COPYRIGHT 2017, ACUITY BRANDS LIGHTING.
 THIS PHOTOMETRIC REPORT HAS BEEN GENERATED USING METHODS RECOMMENDED BY THE IESNA. CALCULATIONS ARE BASED ON PHOTOMETRIC DATA PROVIDED BY THE MANUFACTURER, AND THE ACCURACY OF THIS PHOTOMETRIC REPORT IS DEPENDENT ON THE ACCURACY OF THE DATA PROVIDED. END-USER ENVIRONMENT AND APPLICATION (INCLUDING, BUT NOT LIMITED TO, VOLTAGE VARIATION AND DIRT ACCUMULATION) CAN CAUSE ACTUAL PHOTOMETRIC PERFORMANCE TO DIFFER FROM THE PERFORMANCE CALCULATED USING THE DATA PROVIDED BY THE MANUFACTURER. THIS REPORT IS PROVIDED WITHOUT WARRANTY AS TO ACCURACY, COMPLETENESS, RELIABILITY OR OTHERWISE. IN NO EVENT WILL ACUITY BRANDS LIGHTING BE RESPONSIBLE FOR ANY LOSS RESULTING FROM ANY USE OF THIS REPORT.

 502130P35
 VISUAL PHOTOMETRIC TOOL

PUBLISH
 PAGE 1 OF 4

OUTDOOR PHOTOMETRIC REPORT
 CATALOG: ATB0 20BLEDE13 XXXXX R2



ZONAL LUMEN SUMMARY

ZONE	LUMENS	% LUMINAIRE
0-30	1,451.2	16.1%
0-40	2,500.0	27.8%
0-60	5,550.5	61.7%
60-90	3,439.5	38.3%
70-100	1,649.4	18.3%
90-120	0.000	0%
0-90	8,990.0	100%
90-180	0.000	0%
0-180	8,990.0	100%

LUMENS PER ZONE

ZONE	LUMENS	% TOTAL	ZONE	LUMENS	% TOTAL
0-10	179.0	2.0%	90-100	0.000	0%
10-20	516.4	5.7%	100-110	0.000	0%
20-30	755.8	8.4%	110-120	0.000	0%
30-40	1,048.8	11.7%	120-130	0.000	0%
40-50	1,383.7	15.4%	130-140	0.000	0%
50-60	1,666.7	18.5%	140-150	0.000	0%
60-70	1,790.1	19.9%	150-160	0.000	0%
70-80	1,340.4	14.9%	160-170	0.000	0%
80-90	309.1	3.4%	170-180	0.000	0%

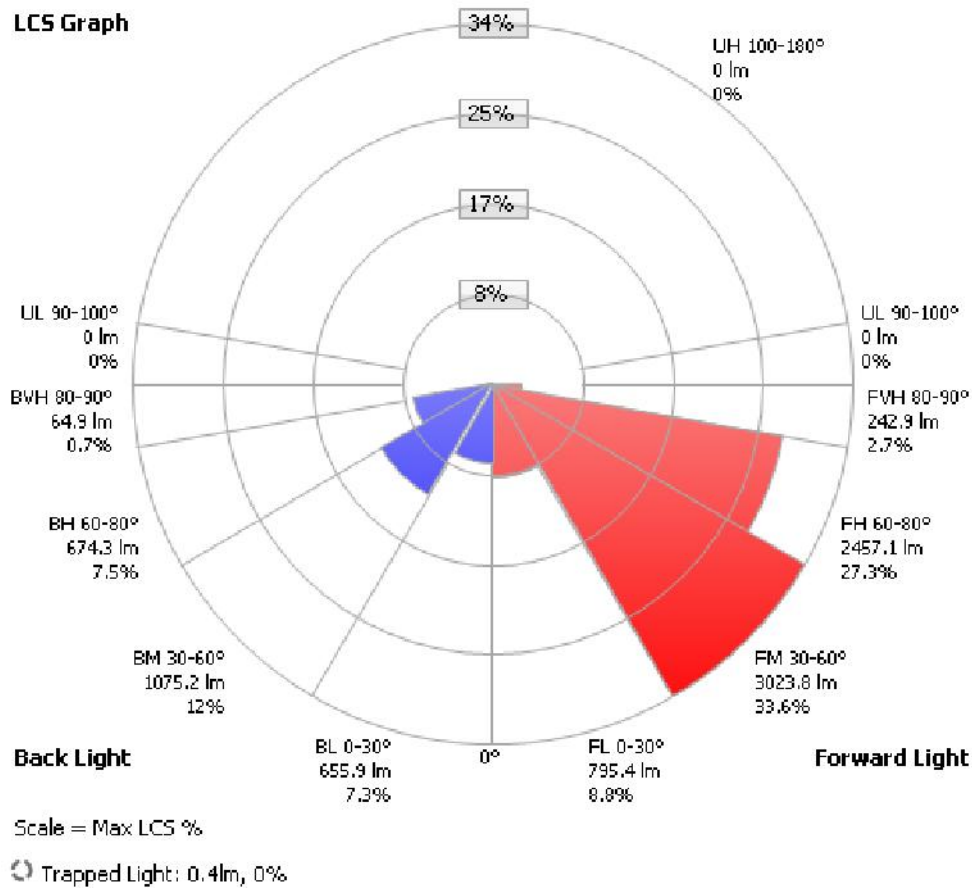
ROADWAY SUMMARY

DISTRIBUTION:		TYPE II, MEDIUM	
MAX CD, 90 DEG VERT:		0.000	
MAX CD, 80 TO <90 DEG:		3,332.1	
	LUMENS	% LAMP	
DOWNWARD STREET SIDE:	6,519.3	72.5%	
DOWNWARD HOUSE SIDE:	2,470.3	27.5%	
DOWNWARD TOTAL:	8,989.6	100%	
UPWARD STREET SIDE:	0.000	0%	
UPWARD HOUSE SIDE:	0.000	0%	
UPWARD TOTAL:	0.000	0%	
TOTAL LUMENS:	8,989.6	100%	

LCS TABLE

BUG RATING	B2 - U0 - G3	
FORWARD LIGHT	LUMENS	LUMENS %
LOW(0-30):	795.4	8.8%
MEDIUM(30-60):	3,023.8	33.6%
HIGH(60-80):	2,457.1	27.3%
VERY HIGH(80-90):	242.9	2.7%
BACK LIGHT		
LOW(0-30):	655.9	7.3%
MEDIUM(30-60):	1,075.2	12%
HIGH(60-80):	674.3	7.5%
VERY HIGH(80-90):	64.9	0.7%
UPLIGHT		
LOW(90-100):	0.000	0%
HIGH(100-180):	0.000	0%
TRAPPED LIGHT:	0.4	0%

OUTDOOR PHOTOMETRIC REPORT
CATALOG: ATB0 20BLEDE13 XXXXX R2



OUTDOOR PHOTOMETRIC REPORT
 CATALOG: ATB0 20BLEDE13 XXXXX R2



CANDELA TABLE - TYPE C

	0	10	20	30	40	50	60	70	80	90	100	110	120	130	140	150	160	170	180		
0	1868	1868	1868	1868	1868	1868	1868	1868	1868	1868	1868	1868	1868	1868	1868	1868	1868	1868	1868	1868	
5	1840	1844	1847	1850	1850	1847	1847	1856	1857	1868	1866	1880	1886	1893	1896	1901	1903	1908	1904		
10	1800	1799	1803	1807	1810	1819	1834	1847	1856	1878	1894	1923	1941	1963	1970	1971	1961	1956	1953		
15	1740	1740	1743	1751	1768	1793	1835	1876	1900	1928	1956	1995	1998	1970	1901	1832	1763	1715	1698		
20	1782	1766	1755	1741	1758	1803	1860	1932	1982	2017	2044	2052	1962	1824	1606	1391	1226	1124	1092		
25	1972	1945	1887	1813	1783	1829	1918	2018	2094	2144	2131	2045	1825	1456	1084	805	624	534	512		
30	2264	2217	2135	2008	1909	1869	1962	2137	2259	2301	2203	1977	1498	968	597	445	413	410	406		
35	2610	2543	2432	2261	2084	1990	2057	2281	2516	2514	2314	1831	1083	565	429	439	471	526	540		
40	2811	2768	2696	2546	2341	2202	2247	2466	2689	2646	2383	1579	733	446	465	513	529	559	567		
45	2638	2653	2667	2666	2566	2424	2467	2699	2926	2822	2409	1262	605	466	430	471	545	598	616		
50	2308	2299	2395	2582	2649	2576	2717	3048	3249	3094	2416	1057	463	403	430	540	556	510	481		
55	2402	2380	2308	2311	2603	2694	3052	3583	3758	3453	2361	876	415	384	513	508	444	428	390		
60	2207	2204	2208	2179	2377	2704	3382	4266	4446	3823	2252	624	374	413	540	476	398	353	345		
65	1391	1420	1549	1720	1866	2476	3609	5056	5415	4270	1990	482	362	442	553	430	361	346	341		
70	402	405	486	627	951	1670	3284	5778	6487	4648	1501	425	382	504	474	356	294	272	265		
75	224	254	338	496	580	737	1950	5630	6823	4661	882	313	286	529	290	218	178	165	172		
80	159	175	239	420	687	760	1114	2886	2827	1013	311	283	300	333	186	153	101	79	75		
85	86	97	138	266	548	752	810	793	541	224	94	264	246	122	192	106	40	10	5		
90	0	0	0	0	0	0	0	0	0	0	0	0	0	0	0	0	0	0	0	0	